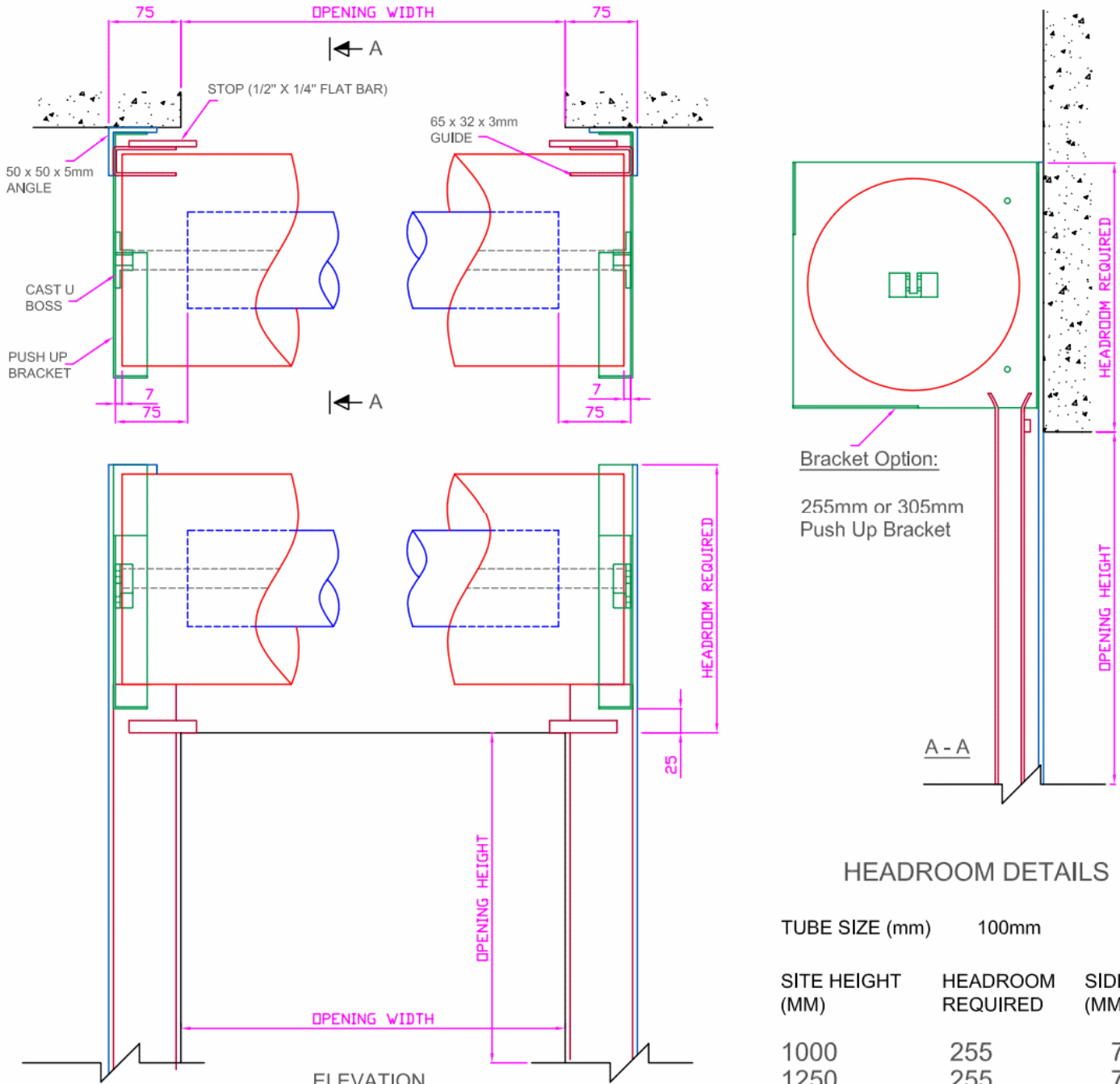


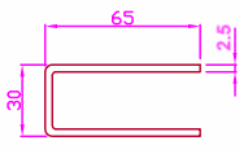
Opening Size Up To 3,000mm wide x 2,500mm high



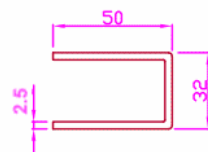
HEADROOM DETAILS

TUBE SIZE (mm)	100mm		
SITE HEIGHT (MM)	HEADROOM REQUIRED	SIDEROOM (MM)	
1000	255	75	
1250	255	75	
1500	255	75	
1750	280	75	
2000	305	75	
2250	305	75	
2500	355	75	

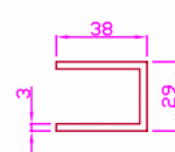
255mm Bracket 65mm guides are Shown



65 x 32 x 2.5mm
STEEL GUIDE



50 x 32 x 2.5mm
STEEL GUIDE



38 x 29 x 3mm
ALUM GUIDE

STANDARD 75MM STEEL - PUSH UP ROLLER SHUTTER

CONFIDENTIAL NOTE: This drawing and its designs, specifications and engineering information disclosed hereon are the property of DOVER VANGUARD ROLLER SHUTTER P/L and are not to be disseminated or reproduced without express written consent. The drawing is loaned in confidence and then only for consideration of the matter disclosed hereon. In accepting loan of this drawing, the recipient agrees to keep it and the matter disclosed hereon in confidence and not to use nor permit their use in any way detrimental to DOVER VANGUARD ROLLER SHUTTER P/L.

SCALE	DOVER VANGUARD ROLLER SHUTTERS	
NTS	Coldhurst Street Oldham lincs OL1 2DN UK	
DRAWN H.P.L.Y	Telephone: 0161 652 3498 Fax: 0161 627 2697	
CHECK: T.N	SPONSOR:	
DATE 14/07/09	DWG No: DOV-0017	PART No: